

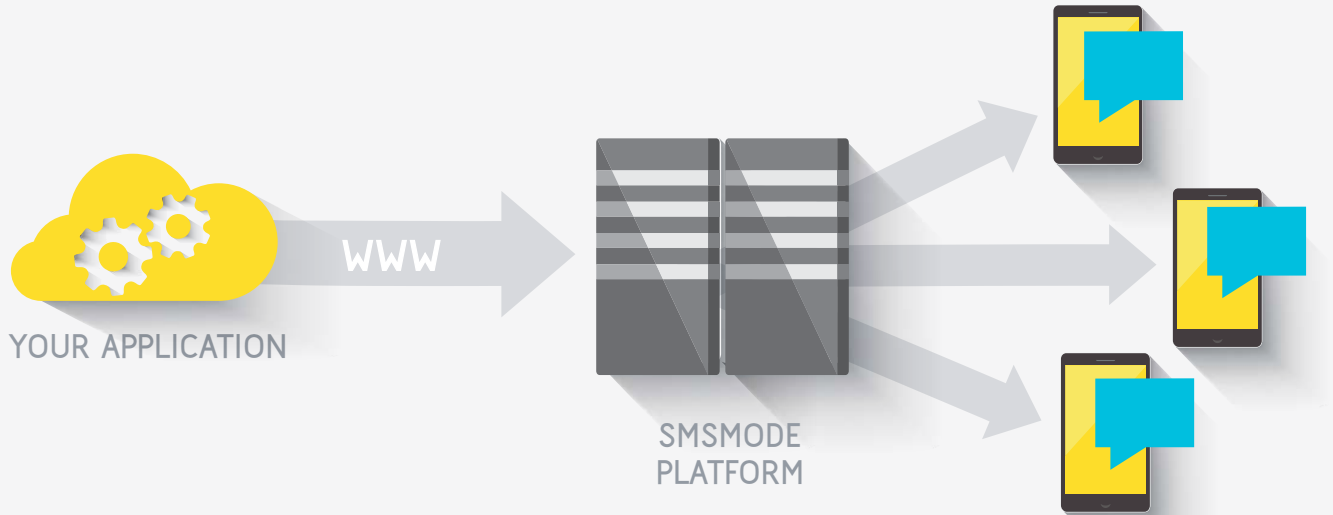
API HTTP

12/05/2015 - 1:50PM

Hello. Your order ref: 123456 is ready for pickup at your Relay Point 10 Amiens Street, 75002 Paris. Please have you ID card with you. GANT.

Version 3.1 - Update: November 19th 2018

HTTP API: WHAT IS IT?



sMsmode provides an API that enables you to easily and automatically send SMS messages from your applications. This API provides the following functions:

- sending immediate or scheduled SMS messages
- managing SMS replies
- SMS history
- deleting SMS message
- account balance
- creating sub-account
- transferring credits from one account to another one
- adding contact
- getting delivery report
- callback on delivery report update

COST

- Setup fee: none
- Usage fee: you only pay for SMS message you send

PREREQUISITES

- Create a sMsmode account
- Purchase credits
- Integrate API requests in your application

USE CASES EXAMPLES

- Sending SMS from a POS software
- SMS message alerts send from a monitoring application

SUMMARY

1 Account setup	4	10 Checking SMS message status	18
2 Authentication	5	Base URL	18
Base URL	5	Authentication parameters	18
Authentication parameters	5	Optional parameter	18
Response	5	Response	18
3 Sending SMS message	6	11 Checking SMS message status	19
Base URL	6	Base URL	19
Authentication parameters	6	Authentication parameters	19
Mandatory parameters	6	Mandatory parameters	19
Optional parameters	7	Response	19
Response	7	12 Delivery report callback	21
Character encoding	7	Response	21
Stop SMS parameter	9	Parameters returned by sMsmode	21
4 Delivery report	10	13 Sending SMS message with allowed reply and reply notification	22
Base URL	10	Parameters	22
Authentication parameters	10	14 Retrieving SMS replies	23
Mandatory parameter	10	Base URL	23
Response	10	Authentication parameters	23
5 Account balance	12	Optional parameters	23
Base URL	12	Response	24
Authentication parameters	12	15 Sending Text-To-Speech SMS	25
Response	12	Base URL	25
6 Creating sub-account	13	Authentication parameters	25
Base URL	13	Mandatory parameters	25
Authentication parameters	13	Optional parameters	25
Mandatory parameters	13	Response	26
Response	14	16 Sending Unicode SMS	27
7 Transferring credits from one account to another	15	Unicode SMS features and characters count	27
Base URL	15	Base URL	27
Authentication parameters	15	Authentication parameters	28
Mandatory parameters	15	Mandatory parameters	28
Optional parameters	15	Optional parameters	28
Response	15	17 Sending SMS in batch mode (attached file)	29
8 Adding contacts	16	Base URL	29
Base URL	16	Authentication parameters	29
Authentication parameters	16	Optional parameters	29
Mandatory parameters	16	Response	30
Optional parameters	16	Encoding and characters	30
Response	16	Curl Example	30
9 Deleting SMS	17	Attached file	30
Base URL	17	Annex : Summary list of statuses of returned SMSs	31
Authentication parameters	17		
Mandatory parameters	17		
Response	17		

Depending on the nature of the SMS communication, text messages can be sent via two distinct channels: **SMS Marketing channel** and **SMS Notification channel**. By default and without specific request on your side, all campaigns are executed via the SMS marketing channel (see below for detailed description and limitations). Please contact our sales team (+33 4 91 05 64 62) for additional information and account setup.



PLEASE NOTE: sMsmode cannot be held responsible for the eventual blocking or unsolicited message sender ID modification enforced by the French operators due to incorrect account setup.

SMS MARKETING CHANNEL

- The SMS Marketing channel may be used for any type of communication (commercial or else).
- In case of sender ID customisation, the “STOP” mention must be present in the text of the message. Without “STOP number”, the SMS may either be blocked by the operators (especially Free), or the sender ID may be altered and replaced by a shortcode.
- 👉 **Note:** the STOP mention follows the following format: text string “STOP” followed by a 5-digit shortcode (36304, for example). The use of the STOP parameter (see page 8) ensures you that the rules of use imposed by the operators and the French administrative authority CNIL (the CNIL regulation states that it is obligatory to propose a solution to unsubscribe from any commercial campaign).
- If the sender ID has not been customized, the use of the “STOP number” mention is not necessary, but remains strongly advised.
- The routing of SMS via the Marketing channel benefits of a lower priority than the Notification channel.
- Potential delivery delays may be expected.

Use examples:

Advertising SMS communication, sales, various promotions, prospecting SMS, etc.

SMS NOTIFICATION CHANNEL

- The Notification channel is used for any type of non-commercial communication.
- The sender ID may be customized.
- The use of the “STOP number” mention is not necessary.
- Any SMS communication of commercial nature via the Notification channel will be blocked by the operators, and may be subjected to financial penalties (please see our generals terms of use for details).
- Routing is done with highest priority and highest performance.

Use examples:

Appointment confirmation/reminder, purchase/delivery confirmation, alert, billing reminder, OTP, etc.

The HTTP interface provides as an **authentication token**. This solution also allows you to be in good standing with the RGPD. The API key is to be generated either by a call to the API key creation request or directly to its personal sMsmode account.

METHOD 1: CREATING AN API KEY VIA THE SMSMODE ACCOUNT

Go to the “My personal data”> “Access key API” to manage the API keys.



Important: this method is required when creating the first API key of an account.

METHOD 2: CREATING A KEY API VIA A REQUEST

BASE URL

`https://api.smsmode.com/http/2.0/createAuthorisation.do`

Request example

```
https://api.smsmode.com/http/2.0/createAuthorisation.do?accessToken=Ab1CD2efg3Hi
```

AUTHENTICATION PARAMETERS

PARAMETER	DESCRIPTION
accessToken	Access key to be used to connect to your sMsmode account.

RESPONSE (JSON FORMAT)

PARAMETER	DESCRIPTION
id	Token identification
accessToken	12 character chain to be used as authentication
creationDate	Creation date
state	Account status
expiration	Expiry date
account	Account name related to the Token

3

SENDING SMS MESSAGE

The HTTP API allows you to automatize SMS message sending to one or more recipients. The SMS messages can be sent immediately or scheduled for later. Both HTTP and HTTPS protocols are supported, but for security reasons it is highly recommended to use [HTTPS](#).

HTTP GET and POST methods are supported but only the [POST method](#) allows to send SMS messages to more than 300 recipients using only one request.

BASE URL

```
https://api.smsmode.com/http/1.6/sendSMS.do
```

Request example



```
https://api.smsmode.com/http/1.6/sendSMS.do?accessToken=Ab1CD2efg3Hi&message=Hello+Mum&numero=3363123456,0623123457
```

```
https://api.smsmode.com/http/1.6/sendSMS.do?accessToken=Ab1CD2efg3Hi&message=Happy+birthday&numero=3363123456&date_envoi=21122005-14:35
```




AUTHENTICATION PARAMETERS

PARAMETER	DESCRIPTION
accessToken	Access key to be used to connect to your sMsmode account (cf. item 2).

MANDATORY PARAMETERS

PARAMETER	DESCRIPTION
message	SMS text. Maximum text length for 1 SMS is 160 characters.  If you need to send long SMS (more than 160 characters) please refer to optional parameters below.
numero (or groupe)	Comma separated MSISDN list. These numbers may use national format (06xxxxxxx – only for French MSISDN) or international format (336xxxxxxx).  When using HTTP GET list size is limited to 300.
groupe (or numero)	Name of the group of contact which contains the recipients' MSISDNs. Note that the group must be present (previously created) on your sMsmode account.

OPTIONAL PARAMETERS

PARAMETER	DESCRIPTION
classe_msg	<ul style="list-style-type: none">• 2 : SMS Pro (default value)• 4 : SMS message allowing an answer from the recipient
date_envoi	SMS sending date (format : ddMMyyyy-HH:mm)
refClient	Optional reference ID that will be sent along with the delivery report callback. May be used to set a foreign ID (coming from your system) on this SMS message.
emetteur	Text to be used to customize the SMS sender ID.  MSISDN are not allowed.  Maximum size is 11 characters without blank space or accent. This function is not available when using classe_msg=4.
nbr_msg	Max number of SMS messages that can be sent (default to 5)  The message will be truncated if it exceeds this limit. Depending on the desired characters count, indicate the number of message to be used as following: <ul style="list-style-type: none">• nbr_msg=1 : 160 characters max• nbr_msg=2 : 306 characters max• nbr_msg=3 : 459 characters max
notification_url	Callback URL to be used to notify your system when delivery report is updated (cf. item 12).
notification_url_reponse	Callback URL to be used to notify your system when incoming message arrives (cf. item 12).

RESPONSE

Response to the request will follow this pattern: `status_code` | `description` | `smsID` (only if `status_code = 0`).

STATUS CODE	DESCRIPTION
0	Accepted – message is accepted by the system and is currently being processed.
31	Internal error
32	Authentication error
33	Insufficient account balance
35	Missing mandatory parameter
50	Temporarily unavailable

CHARACTER ENCODING

Only a restricted character set can be used when sending SMS messages (GSM 03.38 requirements). If you try to use a character that is not in the set, the character will be replaced by '?'. We use ISO-8859-15 character encoding. Please find below the list of accepted characters and their ISO-8859-15 value.

CHARACTERS	CODE ISO 8859-15	CHARACTERS	CODE ISO 8859-15	CHARACTERS	CODE ISO 8859-15
New line	%0A	A	A	q	q
Carriage return	%0D	B	B	r	r
Blank space	+	C	C	s	s
!	%21	D	D	t	t
“	%22	E	E	u	u
#	%23	F	F	v	v
\$	%24	G	G	w	w
%	%25	H	H	x	x
&	%26	I	I	y	y
‘	%27	J	J	z	z
(%28	K	K	ı	%A1
)	%29	L	L	£	%A3
*	*	M	M	€	%A4
+	%2B	N	N	¥	%A5
,	%2C	O	O	§	%A7
-	-	P	P	¿	%BF
.	.	Q	Q	Ä	%C4
/	%2F	R	R	Å	%C5
{	%7B*	S	S	Æ	%C6
	%7C*	T	T	Ç	%C7
}	%7D*	U	U	È	%C8
~	%7E*	V	V	É	%C9
[%5B*	W	W	Ñ	%D1
\	%5C*	X	X	Ö	%D6
]	%5D*	Y	Y	Ø	%D8
^	%5E*	Z	Z	Ü	%DC
0	0	_	_	ß	%DF
1	1	a	a	à	%E0
2	2	b	b	ä	%E4
3	3	c	c	å	%E5
4	4	d	d	æ	%E6
5	5	e	e	è	%E8
6	6	f	f	é	%E9
7	7	g	g	ì	%EC
8	8	h	h	ñ	%F1
9	9	i	i	ò	%F2
:	%3A	j	j	ö	%F6
;	%3B	k	k	ø	%F8
<	%3C	l	l	ù	%F9
=	%3D	m	m	Û	%FC
>	%3E	n	n	€	%80*
?	%3F	o	o		
@	%40	p	p		

* Caution: these characters count double.

STOP SMS PARAMETER

STOP SMS quote gives the recipient the opportunity to easily opt-out from marketing campaigns. This feature is mandatory by law in some countries like France.

By default, no STOP SMS quote will be added to the message when sending an SMS message via the API. You will need to use the stop parameter if you wish to append a STOP SMS quote to your message.



Note: STOP SMS quote is a string with the format “STOP XXXXX” for France (where XXXXX is a 5-digit shortcode, in use it may vary - depending on the destination, operator, etc. to which the SMS is being addressed to -) or with the mention “no-sms.eu” for all messages sent to international countries. Using the stop parameter will enable the system to automatically set it and thus ensure that the right STOP SMS quote will always be used.



Note: in France, a unsubscription confirmation message is mandatory. A credit will be debited automatically from your account for each unsubscription.

Request example

```
https://api.smsmode.com/http/1.6/sendSMS.do?accessToken=Ab1CD2efg3Hi&message=Hello+Mum  
&numero=3363123456,0623123457&stop=1
```

Parameter value

In order to avoid unwanted SMS overconsumption, this parameter accepts two values:

PARAMETER	DESCRIPTION
stop=1	<p>STOP quote added only if it doesn't increase the SMS cost.</p> <ul style="list-style-type: none">• If original text length to send is less than or equal to 149 characters, the STOP quote will be added.• If original text length is greater than or equal to 150 characters, the STOP quote won't be added (in order to avoid the text length to be accidentally greater than 160 character, which would require the consumption of 2 SMS messages when sent). <p>This way, you keep control of your SMS consumption.</p>
stop=2	<p>STOP quote added regardless of the SMS message length.</p> <ul style="list-style-type: none">• If original text length to send is less than or equal to 149 characters, the STOP quote will be added and it will only cost 1 SMS.• If original text length is greater than or equal to 150 characters, the STOP quote will also be added. The text size will be greater than 160 characters and the sending cost will be of 2 SMS. <p>You are assured that the STOP mention will be present in your message but you can observe an overconsumption of SMS.</p>

The HTTP API allows you to retrieve delivery reports of an SMS message that was sent.



Search limit: The search is limited to SMS messages sent within the last 30 days.



Note: reports are received on average a few seconds after sending the SMS; however, this delay can extend up to 48 hours depending on the operators and the load of our platform.

BASE URL

`https://api.smsmode.com/http/1.6/compteRendu.do`

Request example

```
https://api.smsmode.com/http/1.6/compteRendu.do?accessToken=Ab1CD2efg3Hi&smsID=12345678
```

AUTHENTICATION PARAMETERS

PARAMETER	DESCRIPTION
<code>accessToken</code>	Access key to be used to connect to your sMsmode account (cf. item 2).

MANDATORY PARAMETER

PARAMETER	DESCRIPTION
<code>smsID</code>	ID number of the SMS message for which you want to retrieve the delivery reports. The ID is included in the response returned by the server for an SMS message sent via the HTTP API.

RESPONSE

Error code

STATUS CODE	DESCRIPTION
31	Internal error
35	Missing mandatory parameter
61	SMS not found

Status Response to the request will follow this pattern: recipient_msisdn status | recipient_msisdn status | ...

Example of response

```
33600000000 11 | 33611111111 13
```

In this example, SMS message has been received by MSISDN 0600000000, and was delivered to provider for MSISDN 0611111111 (in the case when a recipient's phone is turned off or outside of network).

STATUS CODE	DESCRIPTION
0	Sent
2	Internal error
11	Received
13	Gateway delivered
34	Routing error (unknown recipient's network)
35	Delivery error (SMS message not delivered by provider to recipient's phone)

5

ACCOUNT BALANCE

The HTTP API allows you to check your account balance by getting the remaining amount of credit for your account.



Please note: if your account is in post-pay mode, you will get a negative value.

BASE URL

`https://api.smsmode.com/http/1.6/credit.do`

Request example

```
https://api.smsmode.com/http/1.6/credit.do?accessToken=Ab1CD2efg3Hi
```

AUTHENTICATION PARAMETERS

PARAMETER	DESCRIPTION
<code>accessToken</code>	Access key to be used to connect to your sMsmode account (cf. item 2).

RESPONSE

Response to an account balance request is a unique figure representing your account balance.

Example of response

```
212.5
```

6

CREATING SUB-ACCOUNT

The HTTP API allows you to create sub-accounts of an already existing account. You only need to specify the new usernames and related passwords.

BASE URL

`https://api.smsmode.com/http/1.6/createSubAccount.do`


Request example

```
https://api.smsmode.com/http/1.6/createSubAccount.do?accessToken=Ab1CD2efg3Hi&newPseudo=
bbbbbb&newPass=yyyyyy
```

AUTHENTICATION PARAMETERS

PARAMETER	DESCRIPTION
<code>accessToken</code>	Access key to be used to connect to your sMsmode account (cf. item 2).

MANDATORY PARAMETERS

PARAMETER	DESCRIPTION
<code>newPseudo</code>	New account login  Maximum length: 50 characters
<code>newPass</code>	New account password

OPTIONAL PARAMETERS

PARAMETER	DESCRIPTION
<code>reference</code>	Transaction reference
<code>nom</code>	Last name of the new account contact
<code>prenom</code>	First name of the new account contact
<code>societe</code>	Company of the new account contact
<code>adresse</code>	Address of the new account contact
<code>ville</code>	City of the new account contact
<code>codePostal</code>	Zip code of the new account contact
<code>mobile</code>	Mobile phone number of the new account contact
<code>telephone</code>	Landline phone number of the new account contact
<code>fax</code>	Fax number of the new account contact
<code>email</code>	Email of the new account contact
<code>date</code>	Date of birth of the new account contact

RESPONSE

STATUS CODE	DESCRIPTION
0	Sub-account created
31	Internal error
32	Authentication error
35	Invalid paramters
41	New login already used

SUB-ACCOUNT DELETION

The HTTP API permits sub account deletion from an existing account using the parent account name in the API URL and by specifying the sub-account to be deleted.

Base URL

`https://api.smsmode.com/http/1.6/deleteSubAccount.do`

Request example

```
https://api.smsmode.com/http/1.6/deleteSubAccount.do?accessToken=Ab1CD2efg3Hi  
&pseudoToDelete=subAccount
```

Authentication parameters

PARAMETER	DESCRIPTION
<code>accessToken</code>	Access key to be used to connect to your sMsmode account (cf. item 2).

Mandatory parameters

PARAMETER	DESCRIPTION
<code>pseudoToDelete</code>	Name of Sub account to be deleted

Response

STATUS CODE	DESCRIPTION
0	Creation executed
31	Internal error
32	Authentication error
35	Incorrect parameters
41	Name already used

7

TRANSFERRING CREDITS FROM ONE ACCOUNT TO ANOTHER

The HTTP interface allows user to transfer specific amounts of SMS credit from one account to another, but also between sub-accounts and parent accounts..

BASE URL

`https://api.smsmode.com/http/1.6/creditTransfert.do`


Request example

```
https://api.smsmode.com/http/1.6/creditTransfert.do?accessToken=Ab1CD2efg3Hi&targetPseudo=bbbbb&creditAmount=12&reference=b1ab1ab1a
```

AUTHENTICATION PARAMETERS

PARAMETER	DESCRIPTION
accessToken	Access key to be used to connect to your sMsmode account (cf. item 2).

MANDATORY PARAMETERS

PARAMETER	DESCRIPTION
targetPseudo	Target account login
creditAmount	Credit amount to transfer  Only round figures value are accepted

OPTIONAL PARAMETER

PARAMETER	DESCRIPTION
reference	Transaction reference

RESPONSE

STATUS CODE	DESCRIPTION
0	Transfer done
31	Internal error
32	Authentication error
33	Insufficient account balance
35	Invalid paramters
41	Target login doesn't exist

8

ADDING CONTACTS

The HTTP interface allows you to automatically add a contact to the address book. It also allows you to create a new contacts group if the one specified doesn't already exist.

BASE URL

`https://api.smsmode.com/http/1.6/addContact.do`

Request example

```
https://api.smsmode.com/http/1.6/addContact.do?accessToken=Ab1CD2efg3Hi&nom=Dupond&prenom=Jacques&mobile=06XXXXXXXXXX&groupes=Groupe1,Groupe2
```

AUTHENTICATION PARAMETERS

PARAMETER	DESCRIPTION
accessToken	Access key to be used to connect to your smsmode account (cf. item 2).

MANDATORY PARAMETERS

PARAMETER	DESCRIPTION
nom	New contact name
mobile	New contact mobile phone number

OPTIONAL PARAMETERS

PARAMETER	DESCRIPTION
prenom	New contact first name
groupes	List of group names to which the new contact must be added. If one of the specified group doesn't exist, it will be automatically created.
societe	New contact company name
other	New contact other information
date	Date of birth of the new account contact

RESPONSE

Response to the request will follow this pattern: `status_code | description`

STATUS CODE	DESCRIPTION
0	Contact created
31	Internal error

9

DELETING SMS

The HTTP API allows you to delete a SMS message (scheduled or not).

BASE URL

`https://api.smsmode.com/http/1.6/deleteSMS.do`

Request example

```
https://api.smsmode.com/http/1.6/deleteSMS.do?accessToken=Ab1CD2efg3Hi&smsID=06000000
```

AUTHENTICATION PARAMETERS

PARAMETER	DESCRIPTION
accessToken	Access key to be used to connect to your sMsmode account (cf. item 2).

MANDATORY PARAMETERS

PARAMETER	DESCRIPTION
smsID (or numero)	ID of the SMS message to be deleted. The ID is provided within the response given by the server after a HTTP request has been sent.
numero (or smsID)	One of the MSISDN recipients present in the SMS message to be deleted. Only the latest SMS message matching criteria will be deleted.

RESPONSE

STATUS CODE	DESCRIPTION
0	SMS message deleted
31	Internal error
32	Authentication error
35	Invalid parameters (“accessToken”, “numero” or “smsID” are mandatory)
61	SMS message not found

The HTTP API allows you to fetch the list of sent SMS messages.

BASE URL

`https://api.smsmode.com/http/1.6/smsList.do`

Request example

```
https://api.smsmode.com/http/1.6/smsList.do?accessToken=Ab1CD2efg3Hi&offset=2
```

AUTHENTICATION PARAMETERS

PARAMETER	DESCRIPTION
accessToken	Access key to be used to connect to your sMsmode account (cf. item 2).

OPTIONAL PARAMETER

PARAMETER	DESCRIPTION
offset	Number of SMS messages to fetch (default set to 50)

RESPONSE

Response to the HTTP request will follow this pattern: smsId | sent_date | SMS_Message_text | Recipient_MSISDN | cost_in_credit | recipient_count |

STATUS CODE	DESCRIPTION
31	Internal error
32	Authentication error
35	Invalid parameter (“accessToken” parameters is mandatory)

The HTTP API allows you to check the current status of a sent SMS message.



Search limit: Search is limited to SMS messages sent in the last 30 days. If an SMS message has been sent to more than one recipient, then the status will be the campaign status. If you want to check details by recipient you need to check the delivery report (cf item 4).

BASE URL

`https://api.smsmode.com/http/1.6/smsStatus.do`

Request example

```
https://api.smsmode.com/http/1.6/smsStatus.do?accessToken=Ab1CD2efg3Hi&smsID=12345678
```

AUTHENTICATION PARAMETERS

PARAMETER	DESCRIPTION
accessToken	Access key to be used to connect to your sMsmode account (cf. item 2).

MANDATORY PARAMETER

PARAMETER	DESCRIPTION
smsID	SMS message ID for which you wish to know the status. The ID is provided in the response issued by the server once a HTTP request has been sent

RESPONSE

Response to a HTTP request will follow this pattern: status | description

Example of response

```
0 | Sent
```

STATUS CODE	DESCRIPTION
0	Sent
2	Internal error – not sent
10	Scheduled

STATUS CODE	DESCRIPTION
11	Received
13	Delivered
32	Authentication error
35	Invalid parameters (“accessToken” and “smsID” are mandatory parameters)
61	Invalid smsID
39	Delivery error
3501	Temporary operator error
3502	Temporary absent subscriber error
3503	Temporary phone error
3521	Permanent operator error
3522	Permanent absent subscriber error
3523	Permanent phone error
3524	Spam filter error
3526	Content permanent error
3526	Portability permanent error
3527	Roaming permanent error
3599	Undefined error
3998	Invalid number
3999	Recipient blacklisted

The HTTP API allows you to be automatically notified when delivery reports are updated (for example from “gateway delivered” to ‘received’). To be notified you must set the “notification_url” parameter when you send an SMS message.

Request example

```
https://api.smsmode.com/http/1.6/sendSMS.do?accessToken=Ab1CD2efg3Hi&message=Hello+test
&numero=336xxyyzzaa&notification_url=http://www.yourNotificationURL.com/DeliveryReport
Notification.php&refClient=12azer34
```

RESPONSE

The answer to a HTTP sending request is as follows: code_retour | description | campagneID (present if return code 0).

RETURN CODE	DESCRIPTION
0	Accepted - the message has been accepted by the system and is being processed
31	Internal error
32	Authentication error
33	Insufficient credit
35	Obligatory parameters missing
50	Temporarily unaccessible

PARAMETERS RETURNED BY SMSMODE

PARAMETER	DESCRIPTION
numero	Recipient MSISDN (international format of type 336xxxxxxxx)
date_reception	Status report delivery date (date format is yyyy-MM-dd HH:mm:ss)
statut	Cf. status list, item 10
smsID	SMS Message ID
refClient	Optional reference ID if it has been set when the SMS message has been sent
mcc_mnc	Operator code (format to GSM standard)

Example of a request addressed to your server

```
http://www.votreURLdeNotificationdeCR.com/compteRenduNotification.php?numero=336xxyyzzaa&
date_reception=2010-03-25+09%3A52%3A17&statut=11&smsID=S7EpYZ5kmS87&refClient=12azer34&
mcc_mnc=20801
```

The HTTP API allows you to send SMS message to which the recipient may reply. For this you need to use the proper “classe_msg” value when sending the SMS message (cf item 1). The SMS message sender ID will be a 5-digit number to which the recipient may reply. Replies will be saved to your account. You can see the replies in sMsmode.com back-office. If you want your server to be notified when a reply is received by our system you need to setup a callback URL in your account settings on sMsmode.com back-office.

PARAMETERS

PARAMETER	DESCRIPTION
numero	sMsmode number to which the reply has been sent.
message	SMS message text
emetteur	MSISDN of the person who replied
date_reception	Delivery status reception date (format : ddMMyyyy-HHmmss)
smsID	ID of the SMS message to which the reply has been linked
refClient	Optional reference ID if it has been set when the SMS message has been sent
responseID	SMS response reference

Example of a request addressed to your server

```
http://www.votreServeur.com/notificationReponse.php?numero=36034&message=bonjour&emetteur=33601020304&date_reception=01012013-122233&smsID=abcd1234&refClient=monclient123&responseID=azertyu123
```

The HTTP API allows you to fetch SMS message replies received. The list can be fetched using two different methods:

- by pagination starting by the most recent reply (0 to 49, 50 to 99,...),
- by date by specifying a time interval (all replies received between 2014-01-01 and 2014-02-01).

By default, the replies will be returned by pagination.

BASE URL

`https://api.smsmode.com/http/1.6/responseList.do`





Request example

```
https://api.smsmode.com/http/1.6/responseList.do?accessToken=Ab1CD2efg3Hi
```

AUTHENTICATION PARAMETERS

PARAMETER	DESCRIPTION
<code>accessToken</code>	Access key to be used to connect to your sMsmode account (cf. item 2).

OPTIONAL PARAMETERS

PARAMETER	DESCRIPTION
<code>start</code>	Index of the first reply of the list (default value is 0).  This parameter cannot be used with “startDate” and “endDate” parameters.
<code>offset</code>	Desired page size (default value is 50).  This parameter cannot be used with “startDate” and “endDate” parameters.
<code>startDate</code>	Start date of the replies search. Must follow this format ddMMyyyy-HH:mm.  If this parameter is set, “endDate” parameter must also be set.
<code>endDate</code>	End date of the replies search. Must follow this format ddMMyyyy-HH:mm.  If this parameter is set, “startDate” parameter must also be set.

Examples of requests with optional parameters

```
https://api.smsmode.com/http/1.6/responseList.do?accessToken=Ab1CD2efg3Hi
&start=50&offset=150 (Request paginated with responses sent from 50 to 199)
```

```
https://api.smsmode.com/http/1.6/responseList.do?accessToken=Ab1CD2efg3Hi&startDate=
01012014-00:00&endDate=01022014-00:00 (Request per date including answers from 01/01/2014
to 01/02/2014)
```

RESPONSE

Response to the HTTP request will follow this pattern : response_ID | reception_date | from | text | to | message_ID

PARAMETER	DESCRIPTION
response_ID	Reply ID
reception_date	Reception date (formatted as ddMMyyyy-HH:mm)
from	Reply sender
text	Reply text
to	Phone number or short code on which the reply has been received
message_ID	ID of the SMS message to which the reply has been linked

STATUS CODE	DESCRIPTION
32	Authentication error
35	Invalid parameters (“accessToken” is mandatory).

The HTTP API allows you to send Text-To-Speech messages (using a voice synthesis system). Messages can be sent immediately or scheduled. The message text must be written phonetically for a better elocution of the message. We strongly advise you to make some tests in order to verify that the chosen text is intelligible.

BASE URL

<https://api.smsmode.com/http/1.6/sendVoiceMessage.do>

Request example

```
https://api.smsmode.com/http/1.6/sendVoiceMessage.do?accessToken=Ab1CD2efg3Hi
&message>Hello+Mum&numero=3363123456&title=the+title
```

AUTHENTICATION PARAMETERS

PARAMETER	DESCRIPTION
accessToken	Access key to be used to connect to your sMsmode account (cf. item 2).

MANDATORY PARAMETERS

PARAMETER	DESCRIPTION
message	Message text (max length is 160 characters)
numero	Comma separated MSISDN list. These numbers may use national format (06xxxxxxx – only for French MSISDN) or international format (336xxxxxxx). When using HTTP GET list size is limited to 300.

OPTIONAL PARAMETERS

PARAMETER	DESCRIPTION
title	Title of the message that will be read before the text. (For example 'Message from the Company ...' - Default title is 'This is a message from sMsmode').
date_envoi	Sent date of the message formatted as ddMMyyyy-HH:mm.
language	Language of the voice message. This parameter accepts the following values fr-FR, en-GB, de-DE, es-ES.

RESPONSE

Response to the request will follow this pattern: `status_code` | `description` | `smsID` (present if `status_code` is 0)

STATUS CODE	DESCRIPTION
0	Accepted – message is accepted by the system and is currently being processed
31	Internal error
32	Authentication error
33	Insufficient account balance
35	Missing mandatory parameter
50	Temporarily unavailable

The HTTP API allows you to automatize Unicode SMS (message containing Non-Latin characters, technical characters or emoticons). The Unicode messages can be sent immediately or scheduled for later. HTTP GET and POST methods are supported but only **POST method** allows to send SMS messages to more than 300 recipients using only one request.

UNICODE SMS FEATURES AND CHARACTERS COUNT

A Unicode message can contain a maximum of 70 characters (instead of 160 for a regular SMS). A maximum of 5 messages can be concatenated to send messages longer than 70 characters as a single message.

NUMBER OF SMS	MAXIMUM SIZE IN CHARACTERS
1	70 characters
2	134 characters
3	201 characters
4	268 characters
5	335 characters

Certain Unicode characters count double.

- The Unicode characters U+0000 to U+FFFF count 1 character ([https://fr.wikipedia.org/wiki/Table_des_caract%C3%A8res_Unicode_\(0000-FFFF\)](https://fr.wikipedia.org/wiki/Table_des_caract%C3%A8res_Unicode_(0000-FFFF)))
- The other characters count double.

BASE URL

`https://api.smsmode.com/http:1.6/sendSMS.do`

Request example




```
https://api.smsmode.com/http/1.6/sendSMS.do?accessToken=Ab1CD2efg3Hi&classe_msg=9&message=%E2%98%BA&emetteur=PERSO&numero=3363123456,0623123457
```

In this example, an SMS is going to be sent to +3363123456 and 062312345, with the sender ID “PERSO” and the message containing “☺”.





AUTHENTICATION PARAMETERS

PARAMETER	DESCRIPTION
accessToken	Access key to be used to connect to your sMsmode account (cf. item 2).

MANDATORY PARAMETERS

PARAMETER	DESCRIPTION
message	<p>SMS text. It must be encoded in UTF-8 characters and the maximum text length for 1 SMS is 160 characters.</p> <p> If you need to send long SMS (more than 160 characters) please refer to optional parameters below.</p> <p> The UTF-8 is different to the ISO-8859-1 used for sending regular SMS.</p>
numero (or groupe)	<p>Comma separated MSISDN list. These numbers may use national format (06xxxxxxxx – only for French MSISDN) or international format (336xxxxxxxx).</p> <p> When using HTTP GET list size is limited to 300.</p>
groupe (or numero)	Name of the group of contact which contains the recipients' MSISDNs. Note that the group must be present (previously created) on your sMsmode account.
classe_msg	Must have a value of 9.

OPTIONAL PARAMETERS

PARAMETER	DESCRIPTION
date_envoi	SMS sending date (format : ddMMyyyy-HH:mm)
refClient	Optional reference ID that will be sent along with the delivery report callback. May be used to set a foreign ID (coming from your system) on this SMS message.
emetteur	<p>Text to be used to customize the SMS sender ID.</p> <p> MSISDN are not allowed.</p> <p> Maximum size is 11 characters without blank space or accent.</p>
nbr_msg	<p>Max number of SMS messages that can be sent (default to 5)</p> <p> The message will be truncated if it exceeds this limit. Depending on the desired characters count, indicate the number of message to be used as following:</p> <ul style="list-style-type: none">• nbr_msg=1 : 70 characters max• nbr_msg=2 : 134 characters max• nbr_msg=3 : 201 characters max <p> Certain characters count double (cf. explications above)</p>
notification_url	Callback URL to be used to notify your system when delivery report is updated (cf. item 12).

This request allows, like the one detailed in item 2, to send SMS messages to multiple recipients and personalize the message for each recipient. So, instead of sending hundreds of requests with the item 2 method, you can carry out only one request by joining a personalisation file containing the recipients numbers and personalized elements.



Note: only the setting “number”, “message”, “sender ID” can be dealt with by the batch file.

BASE URL

`https://api.smsmode.com/http/1.6/sendSMSBatch.do`



Request example


```
https://api.smsmode.com/http/1.6/sendSMSBatch.do?accessToken=Ab1CD2efg3Hi
```

AUTHENTICATION PARAMETERS

PARAMETER	DESCRIPTION
accessToken	Access key to be used to connect to your sMsmode account (cf. item 2).

OPTIONAL PARAMETERS

PARAMETER	DESCRIPTION
classe_msg	<ul style="list-style-type: none"> • 2: Pro SMS (default) • 4: SMS with answer authorized
date_envoi	SMS sending date (format : ddMMyyyy-HH:mm)
refClient	Optional client data sent with the automatic return notification. Can be used for “tag” the request with your own identification.
emetteur	Texte to use to personalize the sender ID. <ul style="list-style-type: none">  Phone numbers not authorized.  11 characters without spaces and accents. Can be used if classe_msg=4

nbr_msg	<p>Max number of SMS messages that can be sent (default to 5)</p> <p> The message will be truncated if it exceeds this limit. Depending on the desired characters count, indicate the number of message to be used as following:</p> <ul style="list-style-type: none"> • nbr_msg=1 : 160 characters max • nbr_msg=2 : 306 characters max • nbr_msg=3 : 459 characters max
notification_url	Sending report reception URL (see item 11)

RESPONSE

The answer to a HTTP sending request is as follows: code_retour | description | campagneID (present if return code 0).

RETURN CODE	DESCRIPTION
0	Accepted - the message has been accepted by the system and is being processed
31	Internal error
32	Authentication error
33	Insufficient credit
35	Obligatory parameters missing
50	Temporarily inaccessible

ENCODING AND CHARACTERS

See page 5

CURL EXAMPLE

```
curl -v -k -H "ContentType: multipart/formdata" -X POST -F "fichier=@fichier.csv;text/csv" "https://api.smsmode.com/http/1.6/sendSMSBatch.do?accessToken=Ab1CD2efg3Hi"
```

ATTACHED FILE

In the previous example, the joint file can be under the following format:

```
"numero","message","emetteur"
"99999911","This is the body of the message 1, test fichier CSV","RDV","ref123"
88888888,"This is the body of the message 2, test fichier CSV","","ref456"
77777777,"This is the body of the message 3, test fichier CSV","TOTO","ref789"
```

The request defined this way will allow to send 3 messages with a specific text to each recipient.



The name of the file is not taken in account by the system.



The file encoding should be under ISO-8859-15 format.

STATUS CODE	DESCRIPTION
0	Sent
1	In progress
2	Internal error
10	Programmed
11	Received
12	Partially delivered
13	Issued operator (temporary status)
14	Issued
15	Partially received
16	Listened
21	Not deliverable
22	Rejected
33	Not sent - insufficient credit
34	Routing error
35	Reception error
36	Message error
37	Expired message
38	Message too long
50	Not delivered
40	Model
100	Read
101	Not read
999	Undefined
3501	Temporary operator error
3502	Temporary absence error
3503	Temporary phone error
3504	Temporary portability error
3521	Permanent operator error
3522	Permanent absence error
3523	Permanent phone error
3524	Permanent anti-spam error
3525	Permanent content error
3526	Permanent portability error
3527	Permanent roaming error
3560	Non-routable error
3599	Other error
3998	Invalid recipient
3999	Blacklisted recipient



MOBILE COMMUNICATION SOLUTIONS DEVELOPED BY CALADE TECHNOLOGIES

Pôle Média Belle de Mai - 37/41 rue Guibal - 13003 Marseille - France

Tel : +33 (0)4 91 05 64 62 - Mail : contact@smsmode.com

 www.smsmode.com

